




















| Monday to Friday | |         | | | | | | | | | | | | | | |
|---|--------------------------------------|--|------|------|------|------|------|------|-------|-------|-------|-------|-------|-------|-------|------|
| map ref | Route | 873 | 873 | 873 | 873 | 873 | 873 | 873 | 873 | 873 | 873 | 873 | 873 | 873 | 873 | 873 |
| | | am | am | am | am | am | am | am | am | am | am | am | am | pm | pm | pm |
|  | Train from City arrives | 5.03 | 5.51 | 6.21 | 6.59 | 7.50 | 8.50 | 9.21 | 9.51 | 10.21 | 10.51 | 11.21 | 11.51 | 12.21 | 12.51 | 1.21 |
| G | Ingleburn Station | 5.35 | 6.04 | 6.38 | 7.03 | 8.00 | 8.57 | 9.27 | 9.57 | 10.27 | 10.57 | 11.27 | 11.57 | 12.27 | 12.57 | 1.27 |
| F | Ingleburn RSL | 5.40 | 6.09 | 6.43 | 7.08 | 8.06 | 9.02 | 9.32 | 10.02 | 10.32 | 11.02 | 11.32 | 12.02 | 12.32 | 1.02 | 1.32 |
| E | Lagonda Dr & Maserati Dr | 5.43 | 6.12 | 6.46 | 7.11 | 8.10 | 9.05 | 9.35 | 10.05 | 10.35 | 11.05 | 11.35 | 12.05 | 12.35 | 1.05 | 1.35 |
| D | Plowman Rd & Longhurst Rd | 5.52 | 6.21 | 6.56 | 7.21 | 8.20 | 9.15 | 9.45 | 10.15 | 10.45 | 11.15 | 11.45 | 12.15 | 12.45 | 1.15 | 1.45 |
| C | Minto East Shops | 5.54 | 6.24 | 6.59 | 7.24 | 8.23 | 9.17 | 9.47 | 10.17 | 10.47 | 11.17 | 11.47 | 12.17 | 12.47 | 1.17 | 1.47 |
| B | Minto Station | 6.00 | 6.30 | 7.05 | 7.31 | 8.30 | 9.23 | 9.53 | 10.23 | 10.53 | 11.23 | 11.53 | 12.23 | 12.53 | 1.23 | 1.53 |
|  | Train to City departs | 6.09 | 6.38 | 7.09 | 7.35 | 8.41 | 9.26 | 9.56 | 10.26 | 10.56 | 11.26 | 11.56 | 12.26 | 12.56 | 1.26 | 1.56 |
| A | Minto Mall | 6.03 | 6.33 | 7.07 | 7.34 | 8.34 | 9.26 | 9.56 | 10.26 | 10.56 | 11.26 | 11.56 | 12.26 | 12.56 | 1.26 | 1.56 |

| Monday to Friday (cont...) | |       | | | | | | | | | | | | | | |
|---|--------------------------------------|---|------|----------------|---------------|------|------|------|------|------|------|------|------|----------|----------|----------|
| map ref | Route | 873 | 873 | 873 | 873 | 873 | 873 | 873 | 873 | 873 | 873 | 873 | 873 | 873 | 873 | 873 |
| | | pm | pm | pm | pm | pm | pm | pm | pm | pm | pm | pm | pm | pm | pm | pm |
|  | Train from City arrives | 1.51 | 2.21 | 2.51 | 2.51 | 3.37 | 3.51 | 4.09 | 4.38 | 5.08 | 5.39 | 6.03 | 6.36 | 7.06 | 7.36 | 8.06 |
| G | Ingleburn Station | 1.57 | 2.26 | S 2.55 | V 3.07 | 3.45 | 4.00 | 4.18 | 4.45 | 5.18 | 5.47 | 6.10 | 6.40 | 7.10 | 7.40 | 8.10 |
| F | Ingleburn RSL | 2.02 | 2.31 | FS | V 3.12 | 3.50 | 4.06 | 4.25 | 4.52 | 5.25 | 5.53 | 6.16 | 6.45 | 7.15 | 7.45 | 8.15 |
| E | Lagonda Dr & Maserati Dr | 2.05 | 2.34 | NS 3.15 | V 3.15 | 3.53 | 4.10 | 4.29 | 4.56 | 5.29 | 5.56 | 6.19 | 6.48 | 7.18 | 7.48 | 8.18 |
| D | Plowman Rd & Longhurst Rd | 2.15 | 2.44 | S 3.25 | V 3.25 | 4.03 | 4.20 | 4.39 | 5.06 | 5.39 | 6.06 | 6.29 | 6.57 | B | B | B |
| C | Minto East Shops | 2.17 | 2.46 | S 3.28 | V 3.28 | 4.06 | 4.23 | 4.42 | 5.09 | 5.42 | 6.08 | 6.31 | 6.59 | | | |
| B | Minto Station | 2.23 | 2.52 | S 3.35 | V 3.35 | 4.13 | 4.30 | 4.49 | 5.16 | 5.49 | 6.14 | 6.37 | 7.05 | | | |
|  | Train to City departs | 2.26 | 2.56 | 3.42 | 3.42 | 4.26 | 4.42 | 4.55 | 5.26 | 5.56 | 6.26 | 6.41 | 7.10 | | | |
| A | Minto Mall | 2.26 | 2.55 | S 3.39 | V 3.39 | 4.17 | 4.36 | 4.54 | 5.24 | 5.54 | 6.19 | 6.39 | 7.07 | | | |

Explanations

- B** – Bus terminates at corner of Oxford Rd and Bugatti Dr.
- F** – Bus operates direct via Oxford Rd and does not operate to Ingleburn RSL.
- N** – Bus operates via Oxford Rd, Collins Prm, Chester Rd, Lancia Dr to Lagonda Dr.
- S** – Bus operates on school days only.
- V** – Bus operates during school vacation only.
- – Bus does not operate past this point.
-  – This bus is usually operated by a wheelchair-accessible bus.

A Timing Points

For your assistance, the symbols located in the timetables refer to corresponding locations on the route map.

| Saturday | | | | | | | | | | | | | |
|-----------------|--------------------------------------|------|------|-------|-------|-------|-------|------|------|------|------|------|------|
| map ref | Route | 873 | 873 | 873 | 873 | 873 | 873 | 873 | 873 | 873 | 873 | 873 | |
| | | am | am | am | am | am | pm | pm | pm | pm | pm | pm | |
| | Train from City arrives | 7.12 | 8.12 | 9.12 | 10.12 | 11.12 | 12.12 | 1.12 | 2.12 | 3.12 | 4.12 | 5.12 | 6.12 |
| G | Ingleburn Station | 7.27 | 8.27 | 9.27 | 10.27 | 11.27 | 12.27 | 1.27 | 2.27 | 3.27 | 4.27 | 5.27 | 6.27 |
| F | Ingleburn RSL | 7.32 | 8.32 | 9.32 | 10.32 | 11.32 | 12.32 | 1.32 | 2.32 | 3.32 | 4.32 | 5.32 | 6.32 |
| E | Lagonda Dr & Maserati Dr | 7.35 | 8.35 | 9.35 | 10.35 | 11.35 | 12.35 | 1.35 | 2.35 | 3.35 | 4.35 | 5.35 | 6.35 |
| D | Plowman Rd & Longhurst Rd | 7.44 | 8.44 | 9.44 | 10.44 | 11.44 | 12.44 | 1.44 | 2.44 | 3.44 | 4.44 | 5.44 | 6.44 |
| C | Minto East Shops | 7.46 | 8.46 | 9.46 | 10.46 | 11.46 | 12.46 | 1.46 | 2.46 | 3.46 | 4.46 | 5.46 | 6.46 |
| B | Minto Station | 7.53 | 8.53 | 9.53 | 10.53 | 11.53 | 12.53 | 1.53 | 2.53 | 3.53 | 4.53 | 5.53 | 6.53 |
| | Train to City departs | 8.00 | 9.00 | 10.00 | 11.00 | 12.00 | 1.00 | 2.00 | 3.00 | 4.00 | 5.00 | 6.00 | 7.00 |
| A | Minto Mall | 7.54 | 8.56 | 9.56 | 10.56 | 11.56 | 12.56 | 1.56 | 2.56 | 3.56 | 4.56 | 5.56 | 6.55 |

| Sundays & Public Holidays* | | | | | | | | | | | |
|---------------------------------------|--------------------------------------|------|-------|-------|-------|-------|------|------|------|------|----------|
| map ref | Route | 873 | 873 | 873 | 873 | 873 | 873 | 873 | 873 | 873 | |
| | | am | am | am | am | pm | pm | pm | pm | pm | |
| | Train from City arrives | 8.12 | 9.12 | 10.12 | 11.12 | 12.12 | 1.12 | 2.12 | 3.12 | 4.12 | 5.12 |
| G | Ingleburn Station | 8.32 | 9.27 | 10.27 | 11.27 | 12.27 | 1.27 | 2.27 | 3.27 | 4.27 | 5.25 |
| F | Ingleburn RSL | 8.36 | 9.32 | 10.32 | 11.32 | 12.32 | 1.32 | 2.32 | 3.32 | 4.32 | 5.30 |
| E | Lagonda Dr & Maserati Dr | 8.39 | 9.35 | 10.35 | 11.35 | 12.35 | 1.35 | 2.35 | 3.35 | 4.35 | 5.33 |
| D | Plowman Rd & Longhurst Rd | 8.46 | 9.42 | 10.42 | 11.42 | 12.42 | 1.42 | 2.42 | 3.42 | 4.42 | B |
| C | Minto East Shops | 8.48 | 9.44 | 10.44 | 11.44 | 12.44 | 1.44 | 2.44 | 3.44 | 4.44 | |
| B | Minto Station | 8.53 | 9.49 | 10.49 | 11.49 | 12.49 | 1.49 | 2.49 | 3.49 | 4.49 | |
| | Train to City departs | 9.00 | 10.00 | 11.00 | 12.00 | 1.00 | 2.00 | 3.00 | 4.00 | 5.00 | |
| A | Minto Mall | 8.55 | 9.54 | 10.54 | 11.54 | 12.54 | 1.54 | 2.54 | 3.54 | 4.54 | |

*Sundays & Public Holidays

The Sunday timetable operates on all public holidays except Easter Saturday when the Saturday timetable operates.

Bus Route Number

873 Ingleburn to Minto via Lagonda Dr.
Service operates seven days a week.

How to use this timetable

1. Using the route map provided, find the two timing points you are located between.
2. Locate these two timing points on the timetables.
3. Your bus is scheduled to arrive between the times shown for these points. For example, if your bus stop is situated between timing points **A** and **B** on the map, then the bus is scheduled to arrive between the time listed for **A** and the time listed for **B**.

Fares

Passes must be produced for concession discounts or free travel each time a ticket is purchased. Unreadable passes are invalid. Passengers 16 years and over are required to pay full fare unless travelling to and from school or upon presenting a valid school pass or other valid ID.

Lost Property

Please take all items with you before you leave the bus. If you find an item left on the bus, please notify the driver. Lost property enquiries for this service can be made by contacting Interline on **02 9605 1811**.

Further Information



There are additional services operating in this area. Please call 131500 or visit Transport Info for details.

This service is operated by



P.O. Box 263 Ingleburn NSW 1890
66 Atchison Road
Macquarie Fields NSW 2565
Ph: 02 9605 1811
Fax: 02 9605 6360
www.interlinebus.com.au

Look for bus
number

873



Ingleburn to Minto

Buses Serving
Ingleburn
Minto

See back cover for
detailed route descriptions









Effective 11 October 2009













P.O. Box 263 Ingleburn NSW 1890
66 Atchison Road
Macquarie Fields NSW 2565
Ph: 02 9605 1811
Fax: 02 9605 6360
www.interlinebus.com.au

Your Region 2 bus operator



| Monday to Friday | |  |  |  |  |  |  | | | | | | | | | |
|---|---------------------------|---|---|---|---|---|---|------|------|------|-------|-------|-------|-------|-------|-------|
| map ref | Route | 873 | 873 | 873 | 873 | 873 | 873 | 873 | 873 | 873 | 873 | 873 | 873 | 873 | 873 | |
| | | am | am | am | am | am | am | am | am | am | am | am | am | am | am | |
| A | Minto Mall | | 5.36 | 6.07 | 6.39 | 7.09 | 7.35 | 8.06 | 8.33 | 8.56 | 9.26 | 9.56 | 10.26 | 10.56 | 11.26 | 11.56 |
|  | Train from City arrives | | 5.07 | 5.55 | 6.40 | 7.08 | 7.25 | 7.54 | 8.22 | 8.54 | 9.25 | 9.55 | 10.25 | 10.55 | 11.25 | 11.55 |
| B | Minto Station | | 5.39 | 6.10 | 6.42 | 7.12 | 7.38 | 8.09 | 8.37 | 9.00 | 9.30 | 10.00 | 10.30 | 11.00 | 11.30 | 12.00 |
| C | Minto East Shops | | 5.44 | 6.16 | 6.48 | 7.18 | 7.44 | 8.15 | 8.43 | 9.06 | 9.36 | 10.06 | 10.36 | 11.06 | 11.36 | 12.06 |
| D | Plowman Rd & Longhurst Rd | | 5.46 | 6.18 | 6.50 | 7.20 | 7.46 | 8.18 | 8.46 | 9.08 | 9.38 | 10.08 | 10.38 | 11.08 | 11.38 | 12.08 |
| E | Lagonda Dr & Maserati Dr | C5.25 | 5.53 | 6.26 | 6.58 | 7.28 | 7.54 | 8.26 | 8.53 | 9.15 | 9.45 | 10.15 | 10.45 | 11.15 | 11.45 | 12.15 |
| F | Ingleburn RSL | 5.31 | 5.59 | 6.32 | 7.04 | 7.34 | 8.01 | 8.33 | 9.00 | 9.21 | 9.51 | 10.21 | 10.51 | 11.21 | 11.51 | 12.21 |
| G | Ingleburn Station | 5.35 | 6.03 | 6.37 | 7.09 | 7.39 | 8.07 | 8.39 | 9.05 | 9.25 | 9.55 | 10.25 | 10.55 | 11.25 | 11.55 | 12.25 |
|  | Train to City departs | 5.42 | 6.13 | 6.42 | 7.13 | 7.45 | 8.15 | 8.45 | 9.30 | 9.30 | 10.00 | 10.30 | 11.00 | 11.30 | 12.00 | 12.30 |

| Monday to Friday (cont...) | |  |  |  |  |  |  |  |  | | | | | | |
|---|---------------------------|---|---|---|---|---|---|---|---|------|------|------|------|------|------|
| map ref | Route | 873 | 873 | 873 | 873 | 873 | 873 | 873 | 873 | 873 | 873 | 873 | 873 | 873 | |
| | | pm | pm | pm | pm | pm | pm | pm | pm | pm | pm | pm | pm | pm | |
| A | Minto Mall | 12.26 | 12.56 | 1.26 | 1.56 | 2.26 | 3.11 | 3.42 | 4.10 | 4.41 | 5.12 | 5.35 | 6.03 | 6.36 | |
|  | Train from City arrives | 12.25 | 12.55 | 1.25 | 1.55 | 2.25 | 2.25 | 3.41 | 4.13 | 4.42 | 5.12 | 5.37 | 6.07 | 6.40 | |
| B | Minto Station | 12.30 | 1.00 | 1.30 | 2.00 | 2.30 | 3.15 | 3.45 | 4.16 | 4.49 | 5.20 | 5.42 | 6.12 | 6.43 | |
| C | Minto East Shops | 12.36 | 1.06 | 1.36 | 2.06 | 2.36 | 3.21 | 3.51 | 4.22 | 4.55 | 5.26 | 5.48 | 6.18 | 6.49 | |
| D | Plowman Rd & Longhurst Rd | 12.38 | 1.08 | 1.38 | 2.08 | 2.38 | 3.24 | 3.54 | 4.25 | 4.58 | 5.29 | 5.50 | 6.20 | 6.50 | |
| E | Lagonda Dr & Maserati Dr | 12.45 | 1.15 | 1.45 | 2.15 | 2.45 | 3.31 | L4.04 | 4.32 | 5.05 | 5.36 | 5.57 | 6.27 | 6.58 | 7.48 |
| F | Ingleburn RSL | 12.51 | 1.21 | 1.51 | 2.21 | 2.51 | 3.37 | 4.10 | 4.38 | 5.11 | 5.42 | 6.03 | 6.33 | 7.04 | 7.54 |
| G | Ingleburn Station | 12.55 | 1.25 | 1.55 | 2.25 | 2.55 | 3.42 | 4.15 | 4.43 | 5.16 | 5.46 | 6.07 | 6.37 | 7.08 | 7.58 |
|  | Train to City departs | 1.00 | 1.30 | 2.00 | 2.30 | 3.00 | 3.46 | 4.30 | 4.46 | 5.30 | 6.00 | 6.15 | 6.45 | 7.15 | 8.00 |

Additional Information

Interline reserves the right to amend this timetable without prior notice. If you have not used our services for a long period of time you can check if this timetable is still current by visiting our website www.interlinebus.com.au or phoning us on **02 9605 1811**.









Interline endeavours to ensure services depart at the specified times. Timetables may change and buses may be delayed or cancelled due to circumstances beyond Interline's control.












Wheelchair-accessible buses operate on selected timetabled services. While Interline will endeavour to operate an accessible bus at the time(s) nominated, due to circumstances beyond Interline's control, this service may be replaced by an ordinary bus.

A Pleasant Environment For All


In the interests of our passengers, please refrain from smoking, eating, drinking or playing loud music on our buses.



| Saturday | | |  |  |  |  |  |  | | | | | |
|---|---------------------------|---------------|---|---|--|---|---|---|------|------|------|------|------|
| map ref | Route | 873 | 873 | 873 | 873 | 873 | 873 | 873 | 873 | 873 | 873 | 873 | 873 |
| | | am | am | am | am | am | pm | pm | pm | pm | pm | pm | pm |
| A | Minto Mall | | 7.58 | 8.56 | 9.56 | 10.56 | 11.56 | 12.56 | 1.56 | 2.56 | 3.56 | 4.56 | 5.56 |
|  | Train from City arrives | | 7.46 | 8.46 | 9.46 | 10.46 | 11.46 | 12.46 | 1.46 | 2.46 | 3.46 | 4.46 | 5.46 |
| B | Minto Station | | 8.00 | 9.00 | 10.00 | 11.00 | 12.00 | 1.00 | 2.00 | 3.00 | 4.00 | 5.00 | 6.00 |
| C | Minto East Shops | | 8.06 | 9.06 | 10.06 | 11.06 | 12.06 | 1.06 | 2.06 | 3.06 | 4.06 | 5.06 | 6.06 |
| D | Plowman Rd & Longhurst Rd | | 8.08 | 9.08 | 10.08 | 11.08 | 12.08 | 1.08 | 2.08 | 3.08 | 4.08 | 5.08 | 6.08 |
| E | Lagonda Dr & Maserati Dr | C 7.16 | 8.15 | 9.15 | 10.15 | 11.15 | 12.15 | 1.15 | 2.15 | 3.15 | 4.15 | 5.15 | 6.15 |
| F | Ingleburn RSL | 7.22 | 8.21 | 9.21 | 10.21 | 11.21 | 12.21 | 1.21 | 2.21 | 3.21 | 4.21 | 5.21 | 6.21 |
| G | Ingleburn Station | 7.26 | 8.25 | 9.25 | 10.25 | 11.25 | 12.25 | 1.25 | 2.25 | 3.25 | 4.25 | 5.25 | 6.25 |
|  | Train to City departs | 7.34 | 8.34 | 9.34 | 10.34 | 11.34 | 12.34 | 1.34 | 2.34 | 3.34 | 4.34 | 5.34 | 6.34 |

| Sundays & Public Holidays* | |  |  |  |  |  |  |  |  |  | |
|---|---------------------------|---|---|---|---|---|--|---|---|---|------|
| map ref | Route | 873 | 873 | 873 | 873 | 873 | 873 | 873 | 873 | 873 | |
| | | am | am | am | am | am | pm | pm | pm | pm | |
| A | Minto Mall | | 8.58 | 9.54 | 10.54 | 11.54 | 12.54 | 1.54 | 2.54 | 3.54 | 4.54 |
|  | Train from City arrives | | 8.46 | 9.46 | 10.46 | 11.46 | 12.46 | 1.46 | 2.46 | 3.46 | 4.46 |
| B | Minto Station | | 9.00 | 10.00 | 11.00 | 12.00 | 1.00 | 2.00 | 3.00 | 4.00 | 5.00 |
| C | Minto East Shops | | 9.05 | 10.05 | 11.05 | 12.05 | 1.05 | 2.05 | 3.05 | 4.05 | 5.05 |
| D | Plowman Rd & Longhurst Rd | | 9.07 | 10.07 | 11.07 | 12.07 | 1.07 | 2.07 | 3.07 | 4.07 | 5.07 |
| E | Lagonda Dr & Maserati Dr | C 8.19 | 9.11 | 10.11 | 11.11 | 12.11 | 1.11 | 2.11 | 3.11 | 4.11 | 5.11 |
| F | Ingleburn RSL | 8.25 | 9.17 | 10.17 | 11.17 | 12.17 | 1.17 | 2.17 | 3.17 | 4.17 | 5.17 |
| G | Ingleburn Station | 8.29 | 9.21 | 10.21 | 11.21 | 12.21 | 1.21 | 2.21 | 3.21 | 4.21 | 5.21 |
|  | Train to City departs | 8.34 | 9.34 | 10.34 | 11.34 | 12.34 | 1.34 | 2.34 | 3.34 | 4.34 | 5.34 |

Explanations

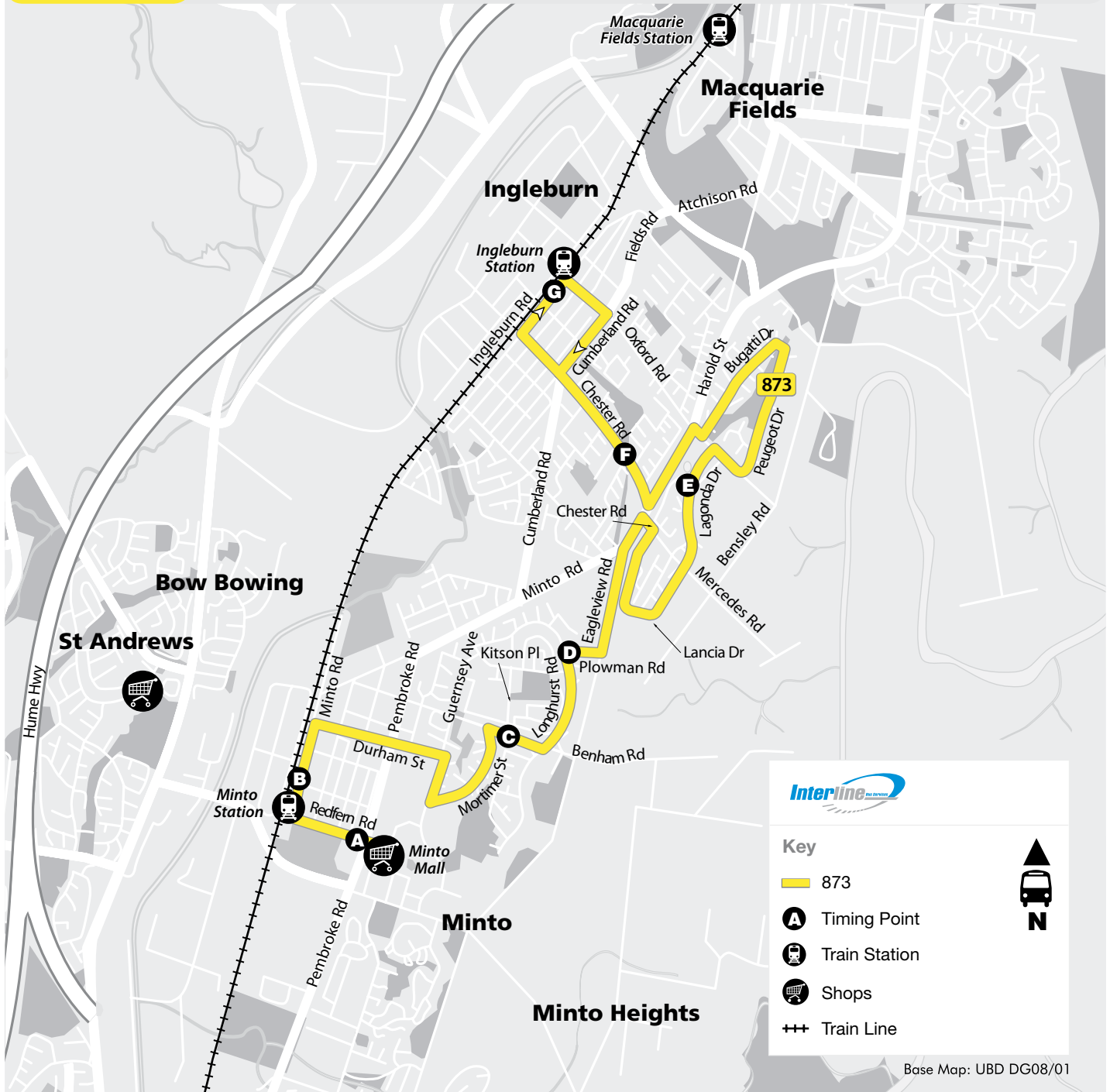
- C** – Bus commences from corner Collins Prm and Chester Rd 2 minutes earlier.
- L** – On school days bus diverts from Chester Rd around Lancia Dr.
- – Bus does not operate past this point.
-  – This bus is usually operated by a wheelchair-accessible bus.

A Timing Points

For your assistance, the symbols located in the timetables refer to corresponding locations on the route map.

*Sundays & Public Holidays

The Sunday timetable operates on all public holidays except Easter Saturday when the Saturday timetable operates.



Key

- 873
- Timing Point
- Train Station
- Shops
- Train Line